


# Installation Guide

## Ancon Reveal Plates

The Ancon Reveal Plate is designed to aid in the construction of a brick window reveal. Standard Reveal Plates to accommodate 215mm and 327.5mm window reveals are available. The plate is bonded into the bed joint of the outer leaf to provide a stable bearing onto which the brick reveal is constructed. Reveal plates are only required at the base of reveals - there is no need to install additional plates in the upper courses of brickwork.

Brick piers with 215mm deep reveals will need to be a minimum of 552.5mm wide to accommodate 2No. reveal plates adjacent to one another. Brick piers with 327.5mm reveals will need to be a minimum of 1452.5mm wide.





### Installation

- Build up brickwork to the reveal level (1).
- Build the long leg of the reveal plate in to the external masonry leaf with the arrow pointing inwards towards the building. Ensure bricks are placed on the outer leaf before building any of the reveal brickwork (2), (3).
- Continue building up brickwork on top of the reveal plate, ensuring the outer leaf is kept at least one course higher than the reveal bricks to maintain stability (4).



# Installation Guide

## Ancon Reveal Plates



The Construction applications and details provided in this guide are indicative only. In every case installation should be entrusted to appropriately qualified and experienced persons. Normal handling precautions should be taken to avoid physical injury. The company cannot be held responsible for any injury as a result of using our products, unless such injury arises as a result of our negligence. © Protected by copyright

Page 2 of 2